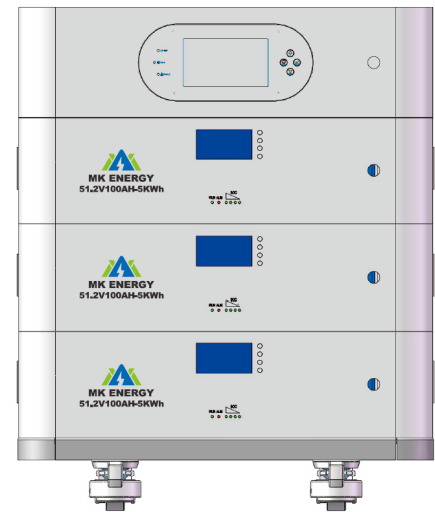


LFP 51.2V100AH

Features of LiFePO4 Battery

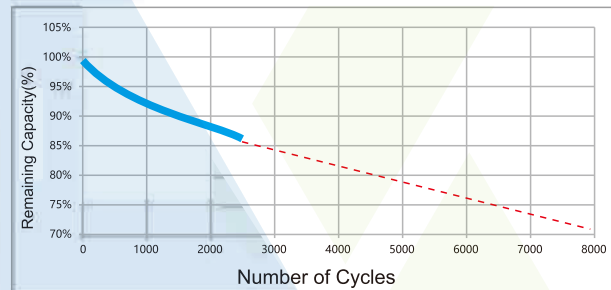
- **Longer Cycle Life:** Offers up to 20 times longer cycle life and five times longer float/calendar life than lead acid battery, helping to minimize replacement cost and reduce total cost of ownership.
- **Lighter Weight:** About 40% of the weight of a comparable lead acid battery. A 'drop in' replacement for lead acid batteries.
- **Higher Power:** Delivers twice power of lead acid battery, even high discharge rate, while maintaining high energy capacity.
- **Wider Temperature Range:** -20°C~60°C.
- **Superior Safety:** Lithium Iron Phosphate chemistry eliminates the risk of explosion or combustion due to high impact, overcharging or short circuit situation.



Application

- Electric vehicles, electric mobility
- Solar/wind energy storage system
- UPS, backup power
- Telecommunication
- Medical equipment
- Lighting

Cycle Life Curve



Specification

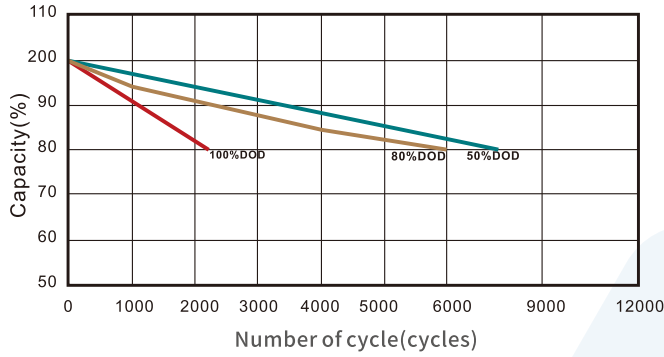
Electrical Characteristics	Nominal Voltage	51.2V
	Nominal Capacity	100Ah (C ₅ ,25°C)
	Energy	5120Wh
	Internal Resistance	≤500mΩ
	Cycle Life	>6000 cycles @0.2C
	Months Self Discharge	<3%
	Efficiency of Charge	100% @0.2C
	Efficiency of Discharge	96~99% @1C
Standard Charge	Charge Voltage	58.4±0.2V
	Charge Mode	0.2C to 58.4V, then 58.4,charge current 0.02C(CC/CV)
	Charger Current	20A
	Max. Charge Current	50A
Standard Discharge	Charge Cut-off Voltage	59.2V±0.2V
	Continuous Current	100A
	Max. Pulse Current	150A(<3s)
Environmental	Discharge Cut-off Voltage	43.2V
	Charge Temperature	0 °C to 45 °C (32F to 113F) @60±25% Relative Humidity
	Discharge Temperature	-20 °C to 60 °C (-4F to 140F) @60±25% Relative Humidity
	Storage Temperature	0 °C to 40 °C (32F to 104F) @60±25% Relative Humidity
Mechanical	Water Dust Resistance	
	Cell & Method	3.2V100AH-16S1P
	/inverter	51.2V5KW
	Dimensions (in./mm.)	565*484*395 mm (1pcs 5kwh)
		565*484*540 mm (2pcs 10kwh)
		565*484*685 mm (3pcs 15kwh)
Protocol (optional)	RS485/CAN	
BMS	16S100A	

LFP 51.2V100AH

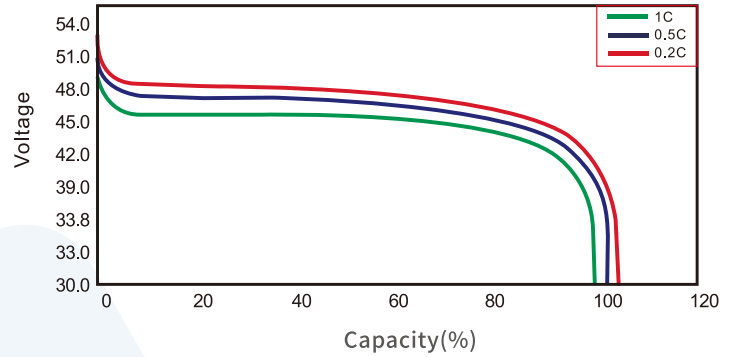
Model Performance Diagrams

Number of Cycles Vs. DOD

Cycle life with DOD at 25°C, 0.5C

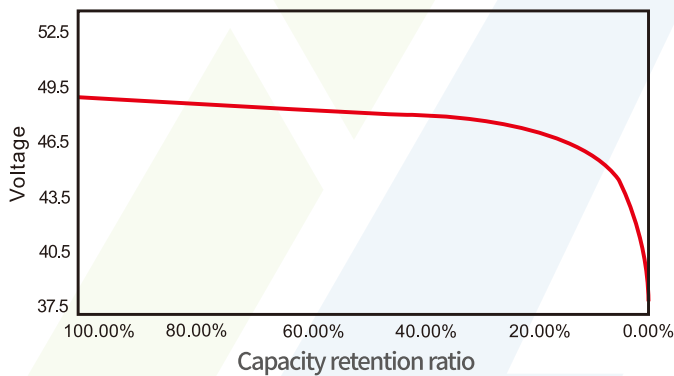


Discharge Performance at R.T.



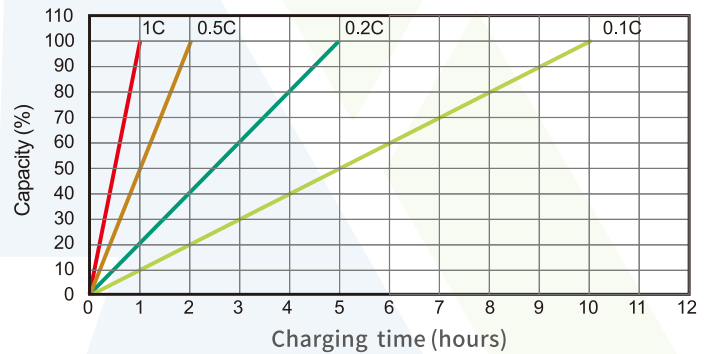
Battery Capacity (C) VS. Open Circuit Voltage (OCV)

SOC Vs OCV

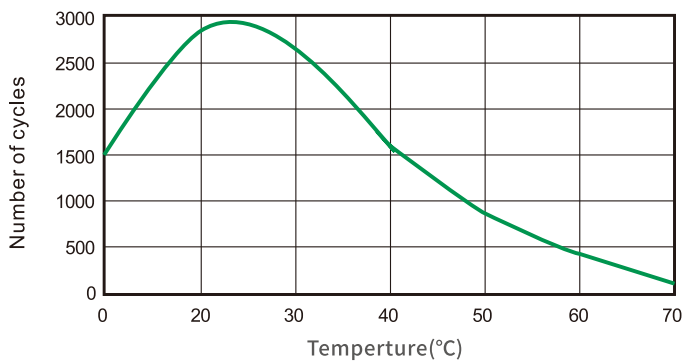


Battery Capacity Vs. Charging Time

Charging capacity(%) VS time with different rate at 25°C



Cycle Life in Relation to Temperature



Temperature Effects on Capacity

